

5-Digit, Microprocessor-based Transmitter

Analogue input -- Isolated -- for FLOW

KFT-A

FEATURES

- Accuracy: $\pm 0.1\%$ F.S. (DC)
- High brightness 0.4" LED display range: -19999~99999; decimal point selectable
- Display range programmable
- Surge test of AC 2000V / min between input / output / power
- High stability, non-flammable case (PC), high safety



ORDER INFORMATION: KFT-A- [Code 1] [Code 2] - [Code 3] - [Code 4]

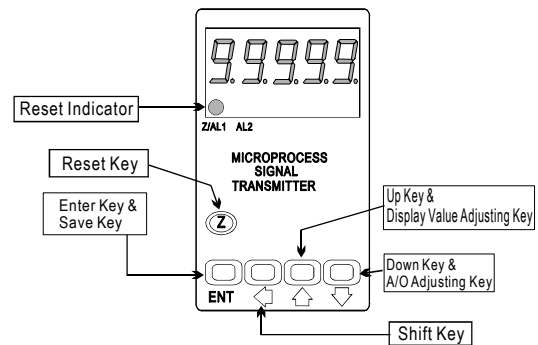
Code 1	Input Type	Code 2	Input Signal	Code 3	Aux. Power	Code 4	Analog Output
D	DC	A6	4~20mA	A	AC 110V	1	4~20mA
2	2, 3 Wire Sensor	V3	1~5V	B	AC 220V	2	0~20mA
4	4 Wire Sensor	V4	0~10V	C	DC 24V	3	0~5V
		O	Option			4	0~10V
						O	Option

- **1: 2 wire type offers excitation power DC24V for 2 wire (Loop Power) flow sensors using.
 2: 3.4 wire type offers excitation power DC24V for 3, 4 wire (Loop Power) flow sensors using.

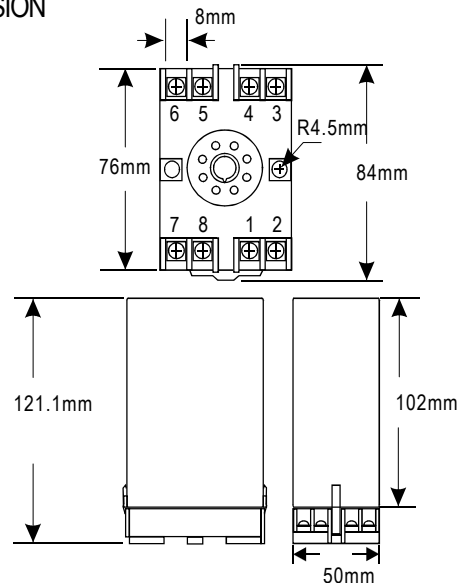
SPECIFICATION

- ◆ Accuracy: $\pm 0.1\%$ F.S. (DC)
- ◆ Display Screen: High brightness red LED; 10.16mm (0.4")
- ◆ Display Range: -19999~99999
- ◆ Zero Adjustment: ± 9999
- ◆ Span Adjustment: ± 9999
- ◆ Over Range Indication: doFL / ioFL or -doFL / -ioFL
- ◆ Polarity Indication: Automatic with "-" indication
- ◆ Parameters Setting: Push buttons
- ◆ Back Up Memory: EEPROM
- ◆ Analog Output Resolution: 15 bit
- ◆ Output Response Time: <250 msec (0~90%)
- ◆ Output Capability: Voltage Output: <20mA
Current Output: <10V
- ◆ Output Ripple: $\leq \pm 0.1\%$ F.S.
- ◆ Isolation: Input / Output / Power / Case
- ◆ Temperature Coefficient: 100ppm / °C (0~60°C)
- ◆ Operating Temperature: 0~60°C
- ◆ Operating Humidity: 20~90% RH (non-condensing)
- ◆ Storage Temperature: -10~70°C
- ◆ Storage Humidity: 20~90% RH (non-condensing)
- ◆ Power Supply: AC 110V, AC 220V
- ◆ Surge Test: 2KVac / 1min
- ◆ Insulation Resistance: >100M Ω with 500Vdc
- ◆ Input Impedence: Voltage: >2V for 20K Ω / V; $\leq 2V$ for >200M Ω
Current: $\geq 0.2A$ at 100mV; <0.2A at 1V
- ◆ Installation: Socket / Plug in

FRONT PANEL & KEY FUNCTIONS

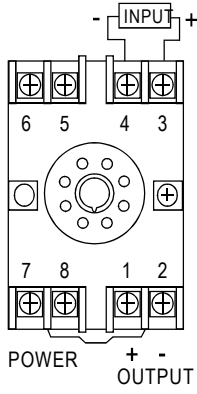


DIMENSION

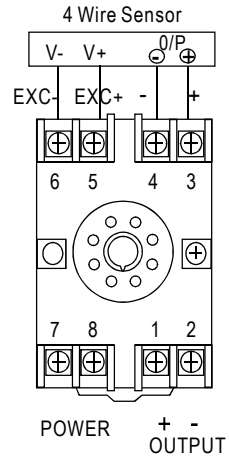


■ WIRING CONNECTION

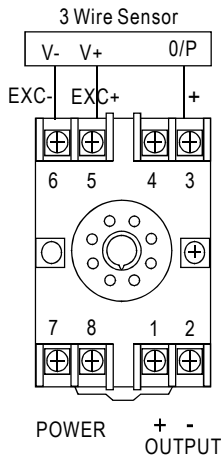
● Voltage, Current (DC)



● 4 Wire Sensor



● 3 Wire Sensor



● 2 Wire Sensor

