

4-Digit, Multi-Function POWER METER (with 2 x alarms & RS485)

APM

FEATURES

- Measuring power parameters: V, A, W, Q (Var), S (VA), PF, Hz, KWH, KQH, DM (Demand)
- 1P2W / 1P3W / 3P3W / 3P4W system programmable
- Display range: -9999~9999; decimal point selectable
- 2 Alarms output or 2 Digital input / 2 Pulses output for forward KWH & reverse KWH
- RS-485 communication optional (The above option can be exist together)
- DIN case: 96 x 96 mm
- High stability, non-flammable case (PC), high safety



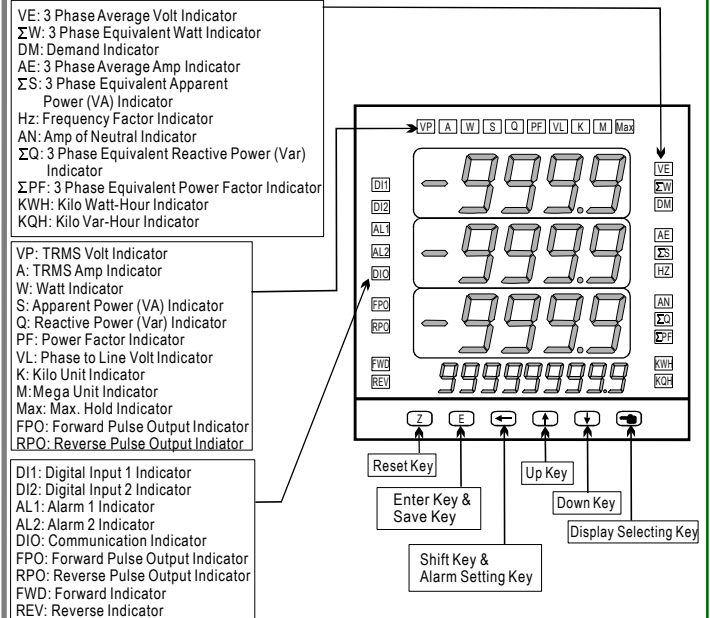
ORDER INFORMATION: APM - [Code 1] [Code 2] - [Code 3] - [Code 4] [Code 5] [Code 6]

Code 1	Input Volt	Code 2	Input Amp	Code 3	Aux. Power	Code 4	Alarm Output	Code 5	Pulse Output	Code 6	RS-485
1	0~300V	1	0~1A	A	AC/DC 100~240V	N	None	N	None	N	None
2	0~600V	2	0~5A	B	DC 24V	D2	2 Digital Input	Y	Yes	Y	Yes
0	Option	0	Option	C	DC 30~90V	R2	2 Relays				

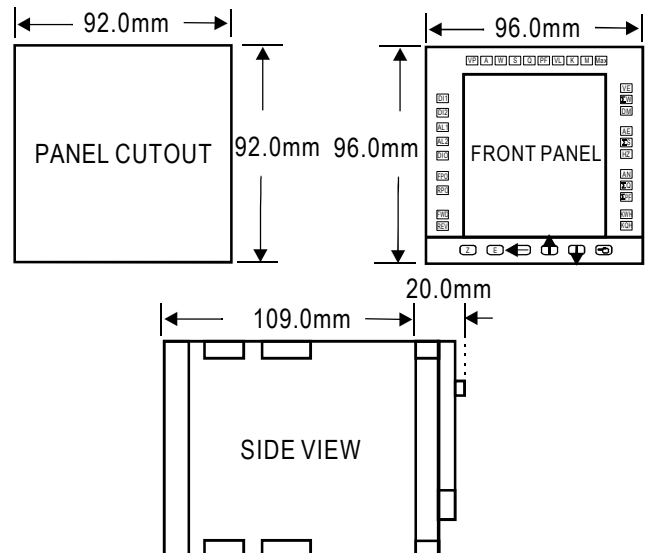
SPECIFICATION

- ◆ Accuracy:
 - ±0.25% for VL-N: V1, V2, V3, VE
 - ±0.25% for VL-L: V12, V23, V13, VE
 - ±0.25% for A: A1, A2, A3, AE
 - ±0.5% for W (Watt): W1, W2, W3, ΣW
 - ±0.5% for Q (Var): Q1, Q2, Q3, ΣQ
 - ±0.5% for S (VA): S1, S2, S3, ΣS
 - ±0.5% for PF: PF1, PF2, PF3, ΣPF
 - ±0.1% for Hz
 - ±0.5% for KWH
 - ±0.5% for KQH
 - ±0.5% for DM (Demand)
- ◆ Measuring Range:
 - 1P2W, 1P3W, 3P3W, 3P4W systems
 - Voltage: 0~600Vac
 - Current: 0~5Aac
 - Frequency: 50/60 Hz
- ◆ Display Screen:
 - High brightness LED; 14.22mm (0.56")
 - High brightness LED; 10.2mm (0.4")
- ◆ Sampling Time: 1 cycle / sec
- ◆ Display Range: -9999~9999
- ◆ Parameters Setting: 0~999999999 for KWH & KQH
- ◆ Back Up Memory: Push buttons
- ◆ Alarm Action: EEPROM
- ◆ Alarm Run Delay Time: "≥ (Hi) on" or "< (Lo) on"
- ◆ Relay Contact: 0~99 sec
- ◆ Communication: AC 277V / 7A; DC 30V / 7A
- ◆ Baud Rate: RS-485 Modbus RTU mode
- ◆ Temperature Coefficient: 19200 / 9600 / 4800 / 2400 bps
- ◆ Operating Temperature: 100ppm / °C (0~60°C)
- ◆ Operating Humidity: 0~60°C
- ◆ Storage Temperature: 20~90% RH (non-condensing)
- ◆ Storage Humidity: -10~70°C
- ◆ Power Supply: 20~90% RH (non-condensing)
- ◆ Power Consumption: AC 100~240V; DC 24 / 30~90V
- ◆ Surge Test: 10VA (all functions output)
- ◆ Insulation Resistance: 1KVac / 1min (Input / Power)
- ◆ Input Impedence: 3KVac / 1min (Terminals / Case)
- ◆ Safety: >100MΩ with 500Vdc
- ◆ Safety: Voltage: >2V for 20KΩ / V; ≤2V for >200MΩ
- ◆ Safety: Current: ≥0.2A at 100mV; <0.2A at 1V
- ◆ Safety: IEC 61000-4-2
- ◆ Safety: IEC 61000-4-3
- ◆ Safety: IEC 61000-4-4
- ◆ Safety: IEC 61000-4-5
- ◆ Safety: IEC 61000-4-6
- ◆ Safety: IEC 61000-4-8
- ◆ Safety: IEC 61000-4-11

FRONT PANEL & KEY FUNCTIONS

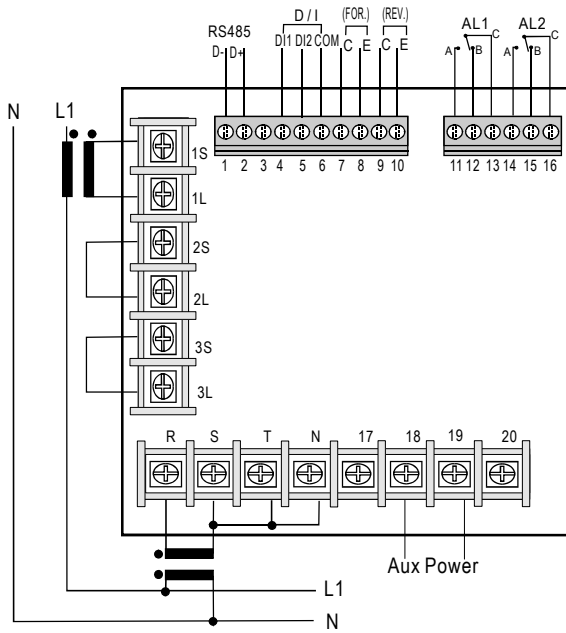


DIMENSION

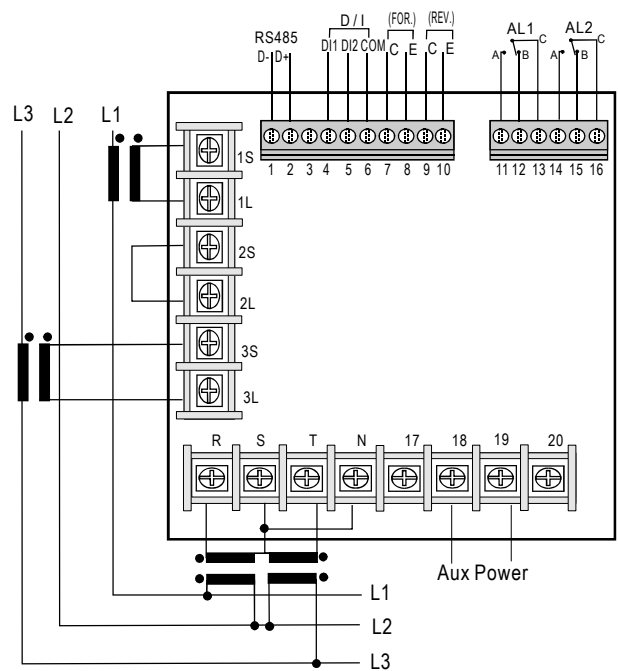


WIRING CONNECTION

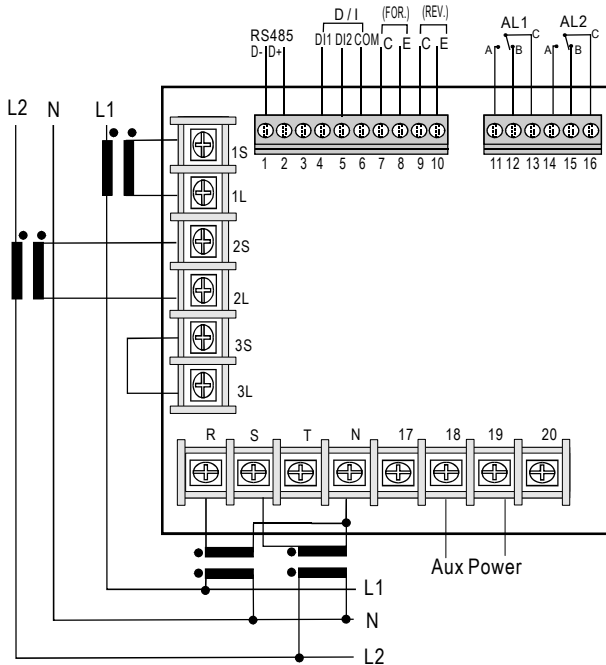
● 1 ϕ 2W



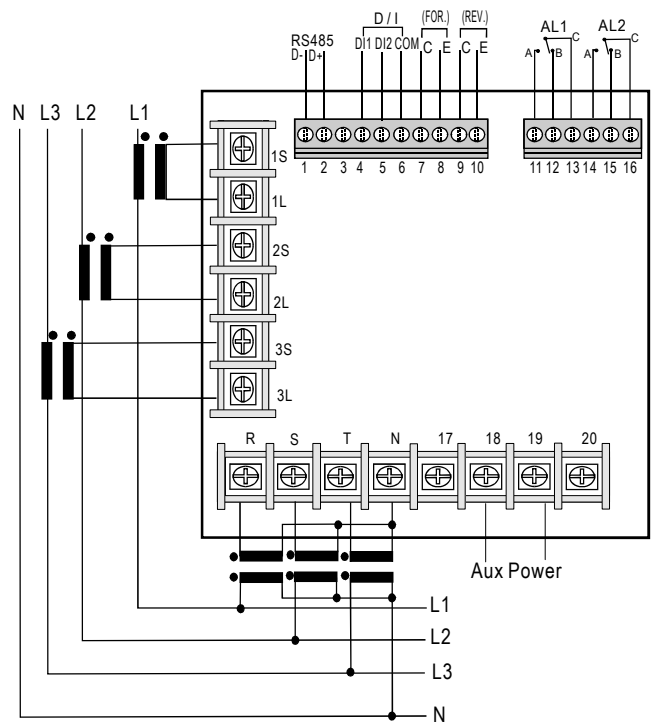
● 3 ϕ 3W



● 1 ϕ 3W



● 3 ϕ 4W

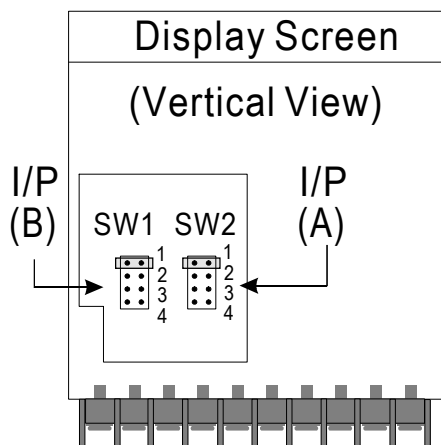


Frequency Input Signal Modification

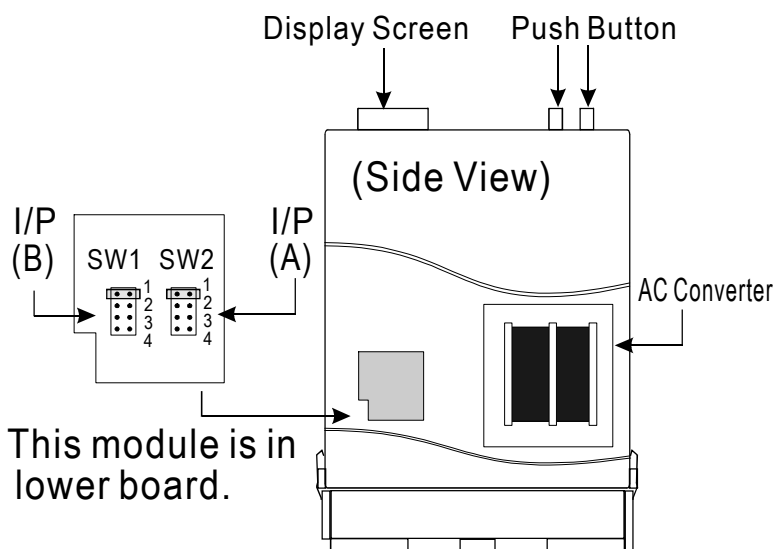
****To Select the pin to modify the input signal for different sensors.**
 PS: In dual input type, excitation power must be the same.

SW1/SW2	JUMPER	DEFINITION
● ●	1	Open: 12V; Close: 5V
● ●	2	Open: 100KHz; Close: 100Hz
● ●	3	Open: NPN; Close: PNP
● ●	4	Open: PNP; Close: NPN

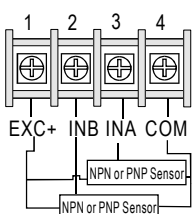
***Meter Type:**



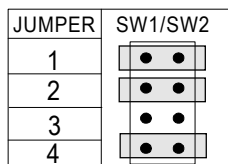
***Transmitter Type:**



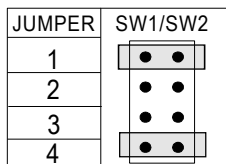
****Connection:**



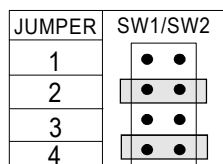
NPN (5V): 0~100 Hz



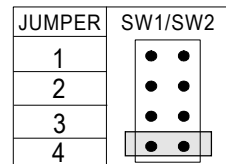
NPN (5V): 0~100 KHz



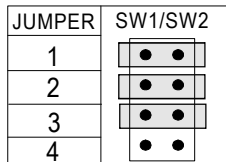
NPN (12V): 0~100 Hz



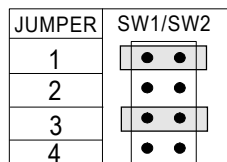
NPN (12V): 0~100 KHz



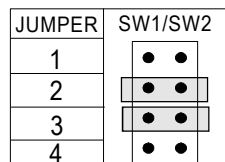
PNP (5V): 0~100 Hz



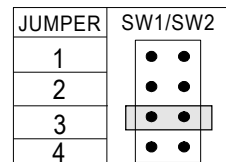
PNP (5V): 0~100 KHz



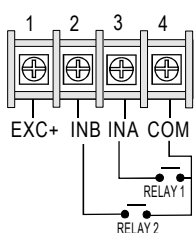
PNP (12V): 0~100 Hz



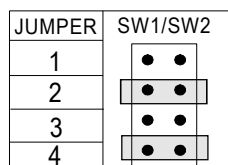
PNP (12V): 0~100 KHz



****Connection:**



Relay Contact: NPN 0~100 Hz



****For relay input type, please select NPN 0~ 100 Hz.**